



Catálogo de Productos

Equipos de Imágenes Médicos y Veterinarios

2016

Indice

Radiografia Directa

CareView 1500C 3

CareView 1500CW 3

CareView 1800R 4

Jumong E..... 4

Jumong M 5

Jumong U 5

iDR-L 6

VXR 6

FineVet DR9 7

Radiografia Computarizada

iCR3600 8

Chrome 8

FireCR Flash 9

Equipos de Rayos X Móviles

EPX Portable X-Ray 10

Equipos de Rayos X Estacionarios

AM1 Elevator Table System 11

AM2 Float Top Table System..... 11

AM3 Integrated Table / Tubestand System 12

AM4 Stationary Table System 12

AV30HF 13

GP3 Elevating 4 Way Float Top Table System 13

GP6 4 Way Float Top Table System 14

JUMONG General Table System 14

Sistemas de Ultrasonido


E-Cube 7 15

E-CUBE 9 Diamond 15

E-CUBE 15 EX 16



E-CUBEi7	16
S2	17
S8EXP	17
S9PRO	18
A6	18
TS20V	19
TS30V	19
FarmScan L60	20



Direct Radiography



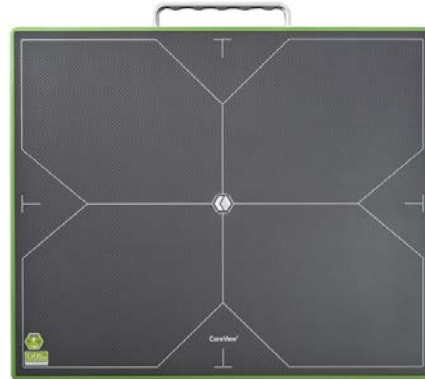
CareView 1500C

14"x17" Tethered Cassette-Sized Detector

The 1500C is a x-ray flat panel detector that easily fits into standard bucky trays and is ideal for system upgrade because existing x-ray machine can be moved without any hassle to full digital x-rays. Lightweight and slim design, with an award winning (Italy) foldable handle, rubber insulated frame and high strength aluminum alloy case ensures safe and convenient moves. F2AED® eliminates wiring to the generator.

Some Features

- 14"x17" Tethered cassette CareView 1500C is a good choice for general radiography imaging systems.
- Light -weight, slim design with built-in foldable handle, rubber insulated frame and high strength aluminum-alloy case ensure safe and convenient handling and improves image quality in vibrating environments.



CareView 1500Cw

14"x17" Cassette-Size Wireless Detector

The 1500Cw is a wireless cassette-sized flat panel detector easily fits into standard bucky tray cabinets for upgrading a film or CR system to a DR system. Lightweight, slim design with award winning (Italy) built-in foldable handle, rubber insulated frame and high strength aluminum-alloy case ensure safe and convenient operation and moves. F2AED® eliminates wiring to the generator.

Some Features

- Application: general radiography. 14"x17" cassette-sized wireless detector easily fits into standard bucky tray cabinets.
- Automatic Exposure Detection (F2AEDTM) technology eliminates wiring to the generator.



Direct Radiography




CareView 1800R

17"x17" Full Size Fixed-Mounted Flat Panel Detector

The 1800R is ideal for a broad range of applications including medical diagnostic imaging, veterinary, industrial non-destructive testing and security inspections. Combined with the thick CsI film on TFT/PD panel and optimized low system noise performance, this flat panel detector is capable of acquiring high quality radiography images even in the toughest exposure conditions. 3-in-1 cable for power, network and synchronization makes installation easy.

Some Features

- Large Imaging Area.
- High spatial resolution, extraordinary dynamic range, and ultra-low noise.



Jumong E

Floor Rail Tubestand with Elevating Detector Stand

Fast and accurate radiography from head to ankle through wide range of detector and tube.

Some Features

- Full digital x-ray system / flat panel detector.
- Economical efficient system that can be fit with medical examination centers or small and midsize hospitals.



Direct Radiography



Jumong M

Overhead Tube and Wall Stand Digital X-Ray System

Jumong M is a direct radiography system with a high-throughput performance and easy workflow, up to threefold efficiency.

Some Features

- RIS modality worklist interface for patient's examination and grouped procedure configuration.
- X-ray system with configurable procedure step sequencing by predefined APRs. Preview image display in 4 seconds.
- Consistent gray scale presentation.
- Dicom compliant print and store to multiple destinations.
- Synchronize movement.



Jumong U

Digital X-Ray System Specialized in all Kinds of Medical Examinations

This single-panel multi-purpose universal system provides a cost effective ergonomic solution for the entire range of radiographic examinations.

Some Features

- The most worldwide well-known multi-purpose universal arm x-ray system.
- Improvement in radiography speed by stability and optimum positioning on the universal stand.
- Fully motorized movements either by buttons or by remote control. Touch screen on tube arm (Option)
- Fast acquisition of image via RAPS (Remote Auto Positioning System) support.
- Auto-stitching function which does not require operator's interrupt during examinations.



Direct Radiography



iDR-L

Full Spine Imaging Detector

When it comes to long-bone imaging, the iDR-L surpasses all competitors. There is no need to expose the patient multiple times, no need to wait while images are stitched, and no need to handle multiple cassettes. This solution simplifies the process, allowing you to focus on the essential aspects of your practice.

Some Features

- iDR-L Method: The long-bone radiography platform utilizes a 17" by 51" detector plate that eliminates the need for a cassette. Integrating phosphor plate technology, the iDR-L boasts a higher resolution than standard DR while maintaining the same workflow. This solution sends complete image information directly to the scan processor skipping lengthy image stitching processes.



VXR

Digital Radiography System for Veterinary Hospitals

In recent veterinary practice, Digital Radiography (DR) is rapidly becoming the new standard to replace the traditional film-based x-ray technology. VXR is a Digital Radiography system based on CCD or FPDs for veterinary hospital use.

Some Features

- VXR is designed to provide customers with the high performance DR equipment at affordable price.
- Furthermore VXR provides high quality images for all diagnostic purposes.
- The wide dynamic range of the detector allows the user to adjust the brightness and contrast in the image effectively. Consequently much more diagnostic information from the image can be obtained.



Direct Radiography



FineVet DR9

The Innovative Digital Veterinary X-Ray System

State of the art and true innovation in every sense. Never before has veterinary imaging seen a system so streamlined and compact, built to rugged exacting standards with every attention to details, providing all the functionality essential to small animal practices. The FineVet DR9 system and associated system components provide veterinarians with a complete upgrade path, whether it is to an existing film or CR environment. Hardware, software and image processing modules meld together seamlessly to produce images with incredible detail.

Some Features

- Streamlined and compact
- Built to withstand the most demanding environments
- Images conveniently displayed on the touch screen operator console.



Computed Radiography



iCR3600

A Rugged, Dependable, Single-Plate Scanner

iCR3600 is known for its image quality and reliability. This digital x-ray system has earned global acclaim from clinics, hospitals, emergency response services, the military, mobile facilities, and non-destructive testing.

The digital x-ray system iCR3600 is a scalable design that allows for the highest efficiency Crystal IP phosphor screens, 16 Bit available gray scale, and upgradable features that provide users with stunning 10 lp/mm maximum resolution.

Some Features

- Upgradable Design
- Over 300,000 Scans without Image Degradation
- Higher Resolution
- Lower Dose image stitching processes.



CHROME

Lightweight Compact Tabletop CR

CHROME is the elemental CR designed specifically for small practice. This digital x-ray system is an affordable solution that produces amazing image quality and backed by powerful optics, sensors and a solid-state mechanical drive system.

Some Features

- Lightweight compact tabletop scanner
- Affordable Tabletop Scanner
- Upgradable
- Scalable Solution



Computed Radiography



FireCR Flash Reader

Compact & Flexible CR Solution

The FireCR Flash Reader is exceptionally small and light. This compact size allows the readers to be placed on a counter or wall-mounted, perfect for even the most space-challenged imaging department or radiology practice. The FireCR Flash accommodates a range of cassette sizes to meet every imaging need, and cassettes feature advanced engineering that makes them remarkably strong and robust.

Some Features

- Crystal-clear image quality
- Fast—up to 70 full-size plates per hour
- Field upgradeable to protect technology investments
- Ultra-light & compact
- Wall-mountable for space-challenged facilities
- New strong, robust cassettes



Mobile X-Ray



EPX Portable X-Ray System

Highest Power-to-Weight Relation Available

The EPX portable x-ray machines provide an optimum mix of power, ultra-light, compact size, wireless/wire PC interface, hand & foot switch, ready for DR system and collimator with an enclosed high hardness acrylic mask and a laser pointer which can help center position clearly displayed even in a day time.

Some Features

- Innovation designed Ultra-Light, High frequency portable x-ray.
- High Performance EPX-Series Portable X-ray system.
- Most compact size and lightest weight.



Stationary X-Ray



AM1 Elevator Table System

Economical X-Ray Choice for High Performance Imaging

The x-ray equipment AM1 features the highest quality lift mechanism designed for effortless patient transfer and positioning. This mechanism, operated by a convenient foot treadle, frees your hands and prevents the table from being inadvertently activated by the patient.

Some Features

- Orthopedic tubestand glides smoothly behind the table on precision bearings that travel on wear-resistant steel tracks.
- X-ray equipment with generous track lengths are provided so that the tube stand can extend beyond the table at either end for off-table procedures.



AM2 Float Top Table System

Ideal X-Ray System for Private Office or Clinic

This x-ray equipment provides all of the benefits of the AM1 system except the elevating table feature.

Some Features

- X ray equipment compatible with Computed Radiography units (CR) and flat panel detectors (Direct Radiography - DR).
- This x-ray system includes a handsome four-way float-top table with a precision tabletop bearing system. Cross-table, weight-bearing knees, chest procedures, table work -- all are possible with the full-featured rotational tubestand.
- An accurately counterbalanced orthopedic wallstand is included.



Stationary X-Ray



AM3 Integrated Table / Tubestand System

X-ray System Ideal for Limited Spaces

Integrated table/tubestand saves valuable space and does not require wall or ceiling modifications.

Some Features

- X ray equipment compatible with Computed Radiography units (CR) and flat panel detectors (Direct Radiography - DR).
- Unique off-table option provides a full range of off-table procedures including standing knee and ankle exams.
- This ruggedly constructed table will consistently support patient weights up to 350 pounds, making it ideal for busy clinics with demanding caseloads. Heavy-duty, all-steel construction and an extra-long pedestal create a durable table that will last for years.



AM4 Stationary Table System

Versatile X-Ray System Due of its Floor-to-Wall or Ceiling Tubestand

This x-ray equipment has a flat, extra-wide, tabletop that allows easy patient positioning. In addition, the wallstand provides effortless positioning of stationary grid cabinet or optional reciprocating bucky.

Some Features

- X ray equipment compatible with Computed Radiography units (CR) and flat panel detectors (Direct Radiography - DR).
- This affordable x-ray system features a sturdy table that supports loads up to 300 pounds. An extra-long pedestal base adds stability and full bucky travel.



Stationary X-Ray



AV30HF

Integrated High Frequency Veterinary X-Ray System

The AV30HF System produces x-ray images with improved resolution and contrast while affording the operator fast, easy technique selection. Compared to conventional 60 Hertz generators, High Frequency technology produces more x-ray in less time.

Some Features

- Integrated generator into the table.
- Changes to technique settings are quickly facilitated without leaving the table.
- The integrated generator table concept significantly reduces floor space requirements and difficulty of installation. Systems require only 35" x 56" of floor space.
- Convenient light beam collimator provides a high intensity light field for quick, accurate positioning.



GP3 Elevating 4 Way Float Top Table System

World-Class System for Demanding X-Ray Room

The x-ray system GP3 was engineered for performance and long-term reliability. It was designed for efficient workflow in busy environments.

Some Features

- Affordability, durability and flexibility.
- Excellent x-ray system for hospitals, clinics, orthopedic and general practices.
- Table top supports patients up to 750 lbs. (340 kgs).
- DR, CR or Film solutions.

Stationary X-Ray



GP6 4 Way Float Top Table System

Affordable General Purpose X-Ray System

The GP6 was designed to deliver high performance imaging for a demanding environment.

Some Features

- Affordability, durability and flexibility
- Excellent x-ray system for hospitals, clinics, orthopedic and general practices.
- Table top supports patients up to 440 lbs. (200 kgs).
- DR, CR or Film solutions.



JUMONG General Table System

Best Choice in Conventional X-Ray Systems

Ideal choice for a complete range of radiographic procedures and eliminates the need for costly room modifications. The x-ray system Jumong General is a productive efficient solution for your daily clinical practice.

Some Features

- The combination of space saving upright stand, floor-mounted and floating table are designed for high quality performance with minimum investment.
- Provides fast-easy workflow, advanced images and high reliability for all radiology need.
- Dual-focus rotating anode x-ray tube delivers superb performance over a long lifetime.

Ultrasound Systems



E-CUBE 7

All-in-One Ultrasound Machine for Top Performers

The smart and intuitive application software and features of the E-CUBE7 ultrasound machine empower clinicians to make diagnostic decision with confidence. The E-CUBE 7 provides clinicians with excellent 2D, color flow and CW/PW Doppler performance. The E-CUBE 7 is the only sonogram machine in its class that provides high featured transducers like single crystal convex and phased array.

Some Features

- Crystal Signature TM: High class single crystal transducer technology provides higher sensitivity, better penetration, and less heat degradation than traditional PZT materials.
- Compact and optimal space solutions.



E-CUBE 9 DIAMOND

Continuous innovation, Superior and Reliable Ultrasound Machine

The outstanding quality of E-CUBE 9 DIAMOND enables a refined acoustic technology that precisely manages and handles ultrasound signals. The unique imaging platform and proprietary acoustic technology of the E-CUBE 9 DIAMOND delivers uniform image quality and crystal clear image performance to clinicians.

Some Features

- Crystal Signature TM: High class single crystal transducer technology provides higher sensitivity, better penetration, and less heat degradation than traditional PZT materials.
- Flexcan™ Architecture, ALPINIOIN's innovative flexible software.



Ultrasound Systems



E-CUBE 15 EX

Versatile and Perfectly Fine-Tuned Ultrasound Machine

Exclusively for those who demand the highest quality diagnosis for their patients in the most challenging of cases, the E-CUBE 15 EX consistently delivers speed, throughput and accuracy. The E-CUBE 15 ultrasound machine provides progressive and versatile diagnostic solutions with exceptional performance and excellent image quality that enhance diagnostic confidence.

Some Features

- Crystal Signature™: High class single crystal transducer technology provides higher sensitivity, better penetration, and less heat degradation than traditional PZT materials.
- Flexcan™ Architecture, ALPINION's innovative flexible software.



E-CUBEi7

Innovation Meets Portability. Indeed

The advantages of a cart-based system made the innovative portable system, E-CUBE i7. To overcome the shortcomings in image quality of a portable system, ALPINION built the E-CUBE i7 around a cart-based system's architecture. Thanks to this powerful and stable architecture, the E-CUBE i7 delivers remarkably excellent and uniform image performance throughout its lifetime.

Some Features

- System size (H x W x D) : 85 mm X 402 mm X 366 mm.
- System weight: 7kg with battery.
- 15.6" Wide LED display (1600X900).
- Monitor Tilt: 0- 170 °.
- 1 built-in active probe port.
- Integrated 120GB SSD (Solid-State Drive).



Ultrasound Systems



S2

Smart Portable Color Doppler Ultrasound System

Featuring SonoScape's new software platform, the S2 brings more value to sonographers than any other in its class. The portable ultrasound machine S2 is catered to the needs of doctors with features such as, intelligent patient file management system, convenient user-definable settings, and professional diagnostic applications. Working with the S2, you can have comfort, accuracy and confidence.

Some Features

- Highly mobile with versatile functions and superb design makes the operation more convenient and faster.
- Intuitive user interface: Clear system layout designed for convenient workflow, including menu-driven interface.



S8EXP

Portable Ultrasound Machine with Ultra-Modern Innovative Design and Clinically Proven Technologies

S8Exp is well equipped as a low-physical-effort and enhanced-image-quality ultrasound scanner, which not only provides optimized solutions for versatile applications, but does help to improve the user-experience for both routine and non-traditional challenges. Working with S8Exp, it will trigger your unlimited reverie and endow you with endless charm.

Some Features

- User-friendly ergonomic design: The most important controls are conveniently located within an intuitive interface, making all operations both easy and fast. Fifty degree foldable, high resolution, color LCD screen.



Ultrasound Systems



S9PRO

Versatile and Perfectly Fine-Tuned Ultrasound Machine

This trend setting and exquisite portable ultrasound system will provide clinicians with advanced clinical tools and the power to reveal subtle details, which will assist during critical decisions with the greatest of confidence. The S9Pro, successfully blends sensible ergonomics, exquisite styling and ease of use, bringing the clinical benefits of a premium system to new areas of healthcare.

Some Features

- Frequently used controls are conveniently located within an intuitive interface, making all operations both easy and accurate.
- 50 degree foldable high-resolution color LCD screen guarantees the most comfortable viewing positions available in any environment.



A6

B/W Portable Ultrasound System with Premium Image Quality

This portable ultrasound system is a cost-effective choice for clinicians needing a high-resolution black and white portable ultrasound machine for their practice. As an ultra-compact portable ultrasound, A6 also combines the essential features of easy-to-use and high quality image. These features enable it to maximize doctors' confidence and comfort.

Some Features

- Versatile but lightweight, the A6 is a reliable and efficient tool for medical professionals anytime and anywhere.
- With premium B/W ultrasound technologies, abundant software packages and a series of high-density probes.



Ultrasound Systems



TS20V

Full B/W Touch Screen Portable Ultrasound

The best-selling TouchScan® 20 Vet (TS20V) can now meet your requirements of high image quality, versatility, mobility and affordability.

Some Features

- Using the one-touch measurement features of TS20V exam results are delivered with maximum efficiency and quick diagnosis report can help providers make critical decisions more easily. This, in turn, enables the convenience of daily operation and reduces repetitive stress injuries due to daily activities.
- Intuitive easy-to-use features simplify and increase productivity of examinations



TS30V

Full Touch Screen Color Doppler Portable Ultrasound

With the most unique combination of high performance and low cost, the best-selling TouchScan® 30 Vet (TS30V) Color Doppler Portable Ultrasound System is perfect for small animal scan in the practice or tendon exam in the field.

Some Features

- Using the one-touch measurement features of TS30V exam results are delivered with maximum efficiency and quick diagnosis report can help providers make critical decisions more easily. This, in turn, enables the convenience of daily operation and reduces repetitive stress injuries due to daily activities.
- Intuitive easy-to-use features simplify and increase productivity of examination.



Ultrasound Systems



FarmScan L60

Bovine Portable Ultrasound Scanner

Thanks to six(6) different probes, I.F.R™ introducer and I-Scan® video glasses, FarmScan® L60 can perform all veterinarian applications and even more easily. This portable ultrasound scanner, good premium image quality, considerate design for comfortable, fast and reliable detection of pregnancy and gynecological diagnosis in difficult field conditions on a daily basis.

Some Features

- Only weight 0.6 kg
- Excellent imaging quality and ergonomic design
- Support Introducers and I-Scan® Video Goggle

